



Year

All

Product Category

All

Country

All

SubCategory

All

Sales

\$123M

Revenue

\$117M

Profit

\$54M

COGS

\$69M

Profit Margin

43.81%

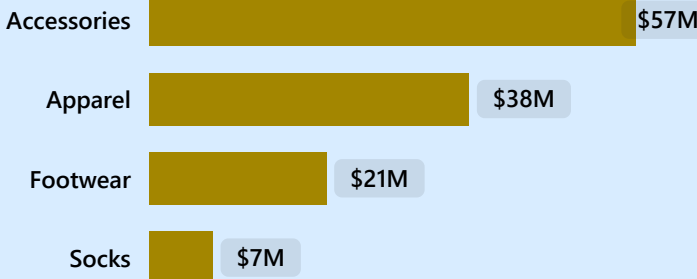
Orders

120K

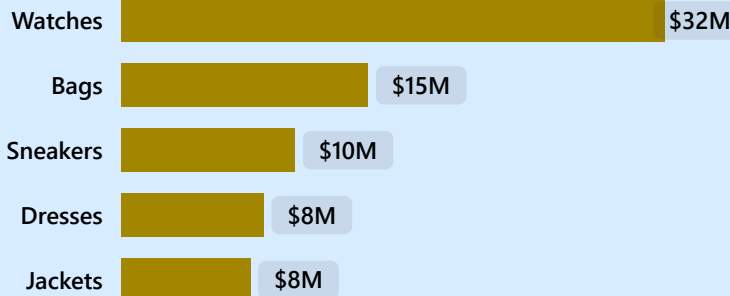
AVG Order...

1.03K

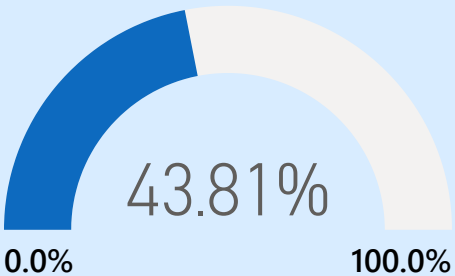
Sales by Product Category



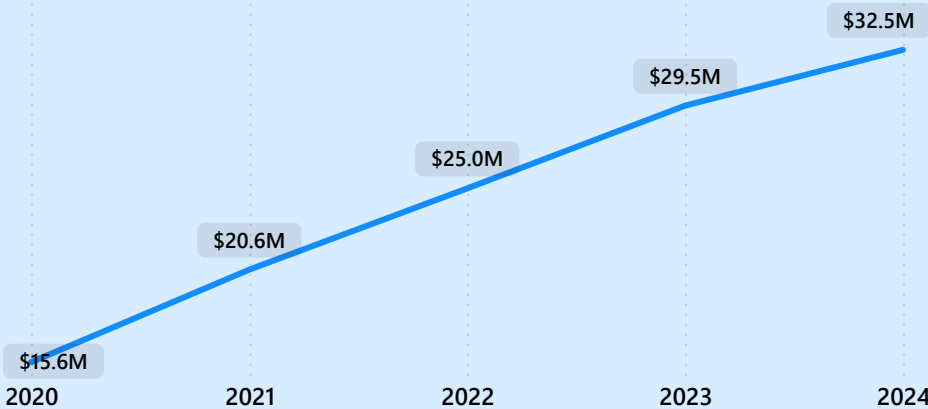
Sales by Subcategory



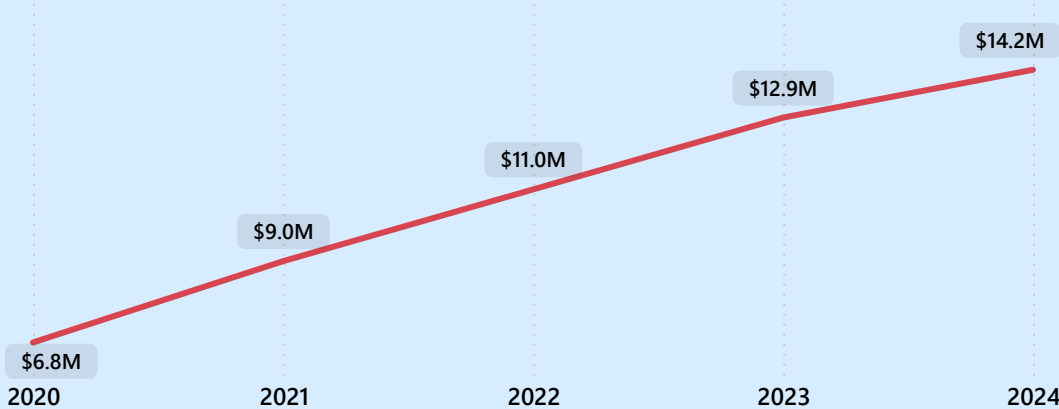
Profit Margin



Sales by Year



Profit by Year





Year

All

Product Category

All

Country

All

SubCategory

All

Sales

\$123M

Revenue

\$117M

Profit

\$54M

COGS

\$69M

Profit Margin

43.81%

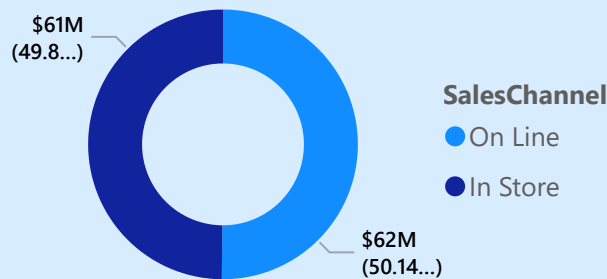
Orders

120K

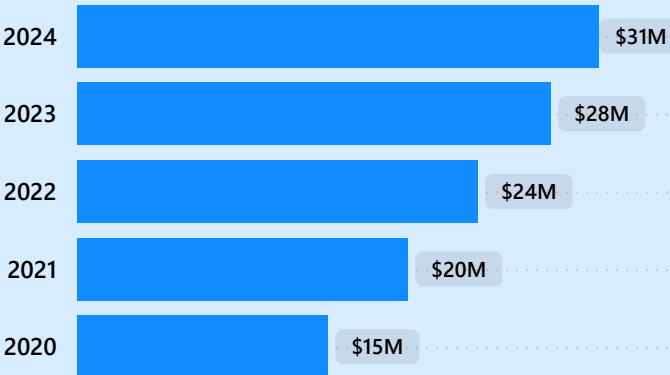
AVG Order...

1.03K

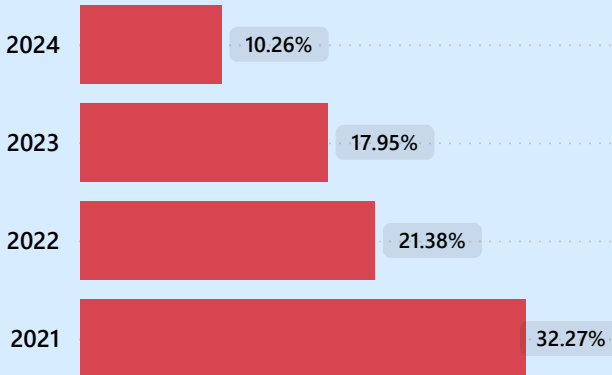
Sales by SalesChannel



Revenue by Year



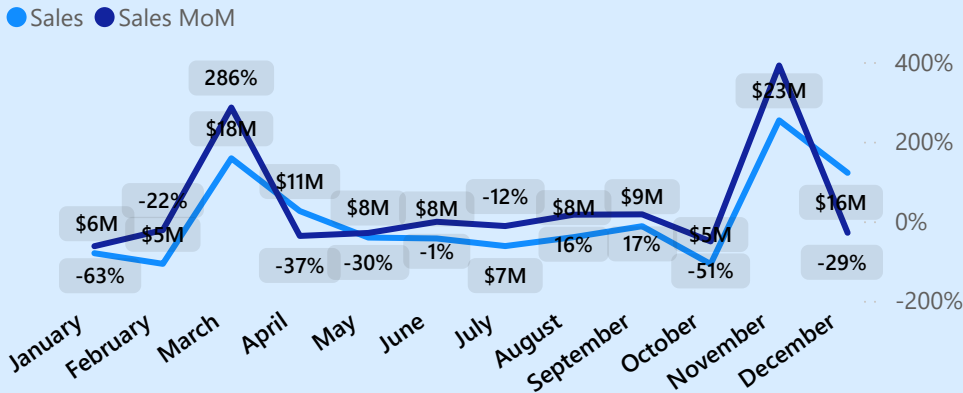
Sales YoY% by Year



Sales by Month



Sales and Sales MoM by Month





Year

All

Product Category

All

Country

All

SubCategory

All

Sales

\$123M

Revenue

\$117M

Profit

\$54M

COGS

\$69M

Profit Margin

43.81%

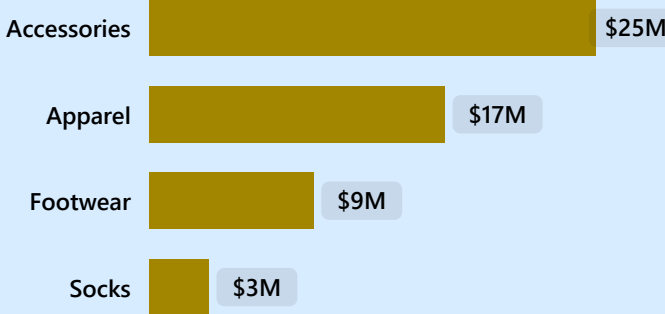
Orders

120K

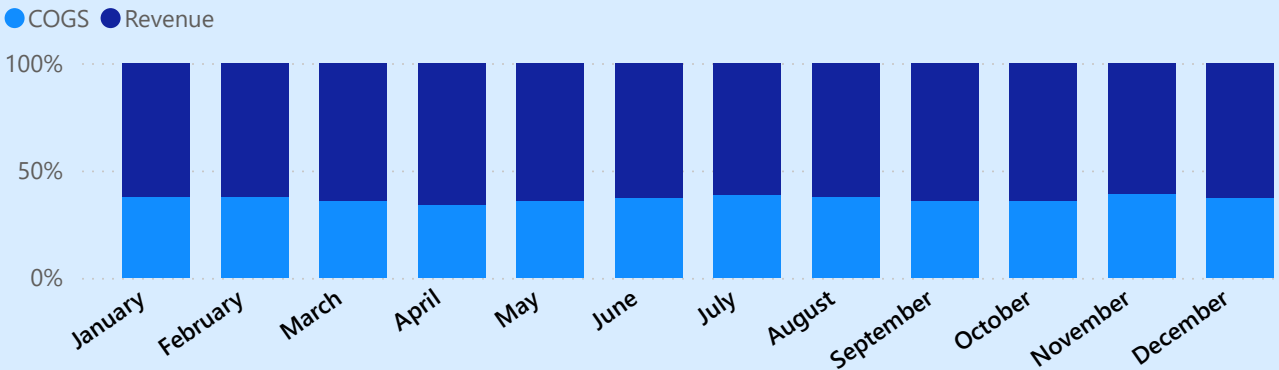
AVG Order...

1.03K

Profit by Product Category




COGS and Revenue by Month



Profit by Month



Profit by Customer Name



Fashion Retail Analysis



SnapShot Overview

Sales Analysis

Profitability

Product Performance

Customer Insights

Advanced Insights



Year

All

Product Category

All

Country

All

SubCategory

All

Sales

\$123M

Revenue

\$117M

Profit

\$54M

COGS

\$69M

Profit Margin

43.81%

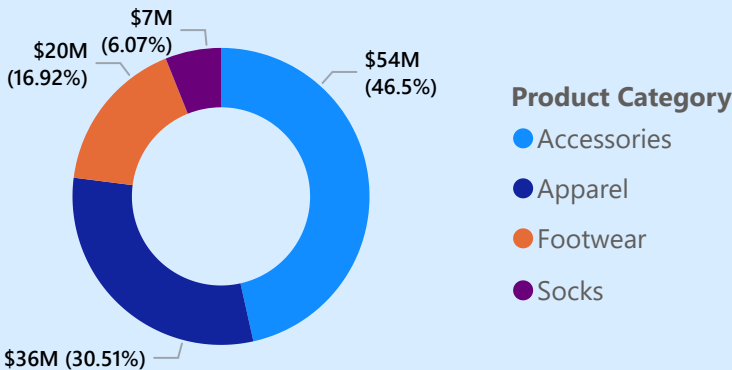
Orders

120K


AVG Order...

1.03K

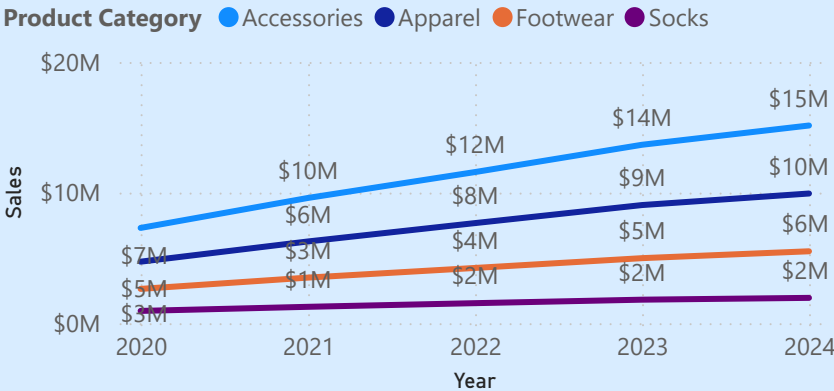
Revenue by Product Category



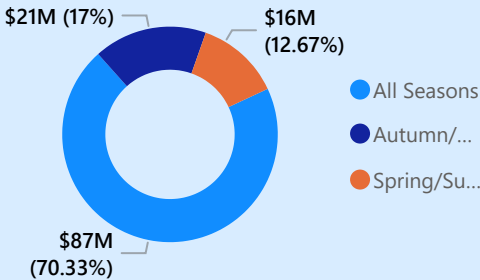
Profit by Country



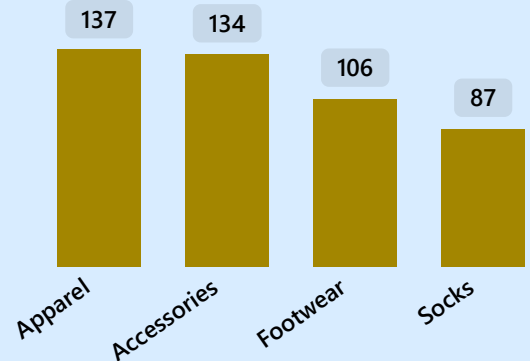
Sales by Year and Product Category



Sales by Season



Orders by Product Category





Year

All

Product Category

All

Country

All

SubCategory

All

Sales

\$123M

Revenue

\$117M

Profit

\$54M

COGS

\$69M

Profit Margin

43.81%

Orders

120K

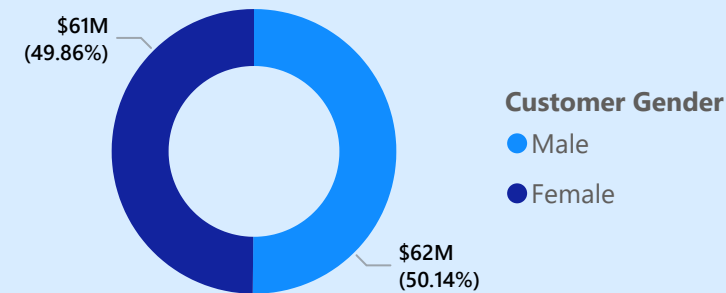
AVG Order...

1.03K

Total Customers

33K

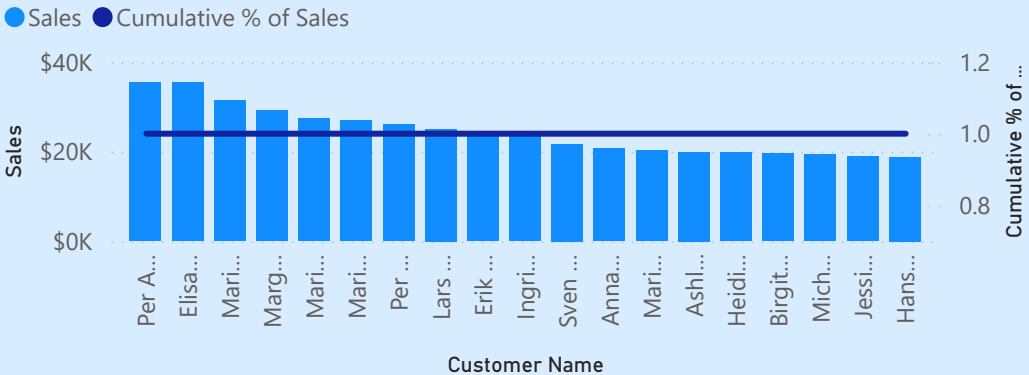
Sales by Customer Gender




Total Customers by Country



Sales and Cumulative % of Sales by Customer Name



Sales by Customer Name



# Fashion Retail Analysis



SnapShot Overview

Sales Analysis

Profitability

Product Performance

Customer Insights

Advanced Insights



Year

All

Product Category

All

Country

All

SubCategory

All

Sales

\$123M

AVG Order...

1.03K

Max Order...

3.96K

Median Order..

948.15

Min Order...

93.10

Mode

700

Q1 Order Value

646.70

Q3 Order Value

1.32K

Country

Sweden

Product Category

Footwear

Subcategory

Sales

\$158,834

Sweden

\$158,834

Footwear

\$30,494

Apparel  
\$48,126

Socks  
\$9,802

Sneakers  
\$15,898

Boots  
\$7,368

Formal Shoes  
\$5,829

Sales by Year, Quarter and Month

